



Information for visitors with Autism




Opening and closing times

The Roman Baths are open every day (except 25 and 26 December) and times vary during the year. Please see the website for our opening times.

Access to the Roman Baths

The Roman Baths main entrance is in Abbey Church Yard.



Roman Baths entrance on Abbey Church Yard

Visitors who may find queuing difficult are welcome to speak with our staff at the front door and they will be able to offer you directions so that you can bypass the main visitor queue.

Signage and Assistance

Throughout the museum there are signs to help you. The writing and symbols are mostly in white and dark purple.

During the visit staff members will be able to help you if you need assistance. The Visitor Services team wear blue uniforms and a purple and white name badge.




Toilets

Toilets are located at the museum entrance – for men they are down a set of stairs to your left as you come in the building and the ladies and accessible toilet are off a short corridor to the right.

There are “Dyson” hand dryers in the toilets that make a loud noise.



Stairs to Gents toilets



Entrance to Ladies and accessible toilet

Main Reception Hall

The first place you will visit will be the Main Reception Hall where you will buy your admission ticket at the circular desk in front of you. The Reception Hall was designed as a concert hall which affects the acoustics and the area is very noisy.




An audioguide is included with your ticket. To start the guide, please press number 1 and the green button. There are audioguide numbers displayed on the wall around the site and they are not in numerical order. If you are interested in finding out more about an object, key in the number and press the green button on the audioguide. The volume on the guides can be adjusted and

you are also welcome to bring your own headphones to use with the guide. The commentaries also include some music and sound effects.


The Roman Baths visit

The museum visit starts as you leave the Main Reception Hall and go to the Inner and Outer Terraces. You are welcome to take pictures as you travel around the museum; there are no flashing images within the museum but there may be some flashes from cameras.



The Inner and Outer Terraces

To enter the museum Roman Baths you go down two flights of stairs towards an exhibition called “Meet the Romans”. The lighting is subdued in many places in the Roman Baths but there are handrails on the stairs. The temperature also varies as you move through the museum. The displays include films which play sounds such as voices and music to give an impression of what life was like in Roman times. In places, the walkway is made from glass or metal mesh but it is entirely safe to walk on.



The next exhibit you see will be the Temple Pediment that is at the bottom of some more steps.



Temple Pediment

There is a section called Life and Death in Aquae Sulis off of the main walkway that you can walk around. This part of the museum can often be very crowded. Some of the exhibits are things you can touch and interact with. As you follow the pathway through the Roman Baths you will come to the Temple Courtyard with the Head of Sulis Minerva in a presentation case at the end of the metal walkway.



Following the arrows, you will next walk along a corridor called the Sacred Spring; the Kings Bath will be visible through windows on your right. At the end of the corridor, you can go down some stairs to the spring overflow which you will find to your right and a small shop ahead of you.



The spring overflow



Shop

To the left of the shop there are some more museum displays and automatic doors which open to let you outside, in to the area around the Great Bath.



Doors from the Roman Baths take you to the Great Bath


As you walk around the Great Bath you will see signs leading to the East Baths and the West Baths

The East Baths

You can walk through the different rooms in the East Baths and see and hear things that give the impression of how the baths were used in Roman times. There are uneven pavements and some small steps to negotiate. The lighting is subdued here and it might feel colder than other parts of the complex.



If you turn to the right from the automatic door, take the steps to the Circular Bath and the West Baths.



Opposite the Circular Bath, there are a few steps up to a raised walkway to your right, from which you can see the King's Bath. You may notice that there are coins in the Circular Bath – people throughout the centuries have felt moved to throw a coin into bodies of water, maybe to make a wish!



The West Baths

When you have left your audioguide in the area by the blue sign, you might want to try the water at the water fountain to your left. The water is safe to drink but tastes different to tap or bottled water. It is slightly warm too.



Alarms

In the unlikely event an alarm sounds during your visit, please follow any instructions you are given by members of staff and make your way through the nearest exit door. Visitors are not expected to assemble at a specific meeting point but should just leave the building safely.

Toilets and exit

Take some stairs up past the toilets, up again to the main shop and up a few more steps to exit the building.



Food and drink

The Pump Room Restaurant is in the same building and is found along the corridor to the right as you come in the building. You may need to wait to be seated at the desk if you wish to use this Restaurant. There are musicians who play here during the day.



The Pump Room Restaurant

The Roman Baths Kitchen restaurant is across Abbey Church Yard.



Roman Baths Kitchen restaurant

Please see the websites for opening times and menus:

<http://thepumproombath.co.uk/>

<http://romanbathkitchen.co.uk/>

We do hope you have found the guide helpful and if you have any feedback on how we can amend the information, please email

RomanBaths_Enquiries@BATHNES.GOV.UK

Further information about the Roman Baths can be found on its website at

www.romanbaths.co.uk or please email

RomanBaths_Enquiries@BATHNES.GOV.UK